


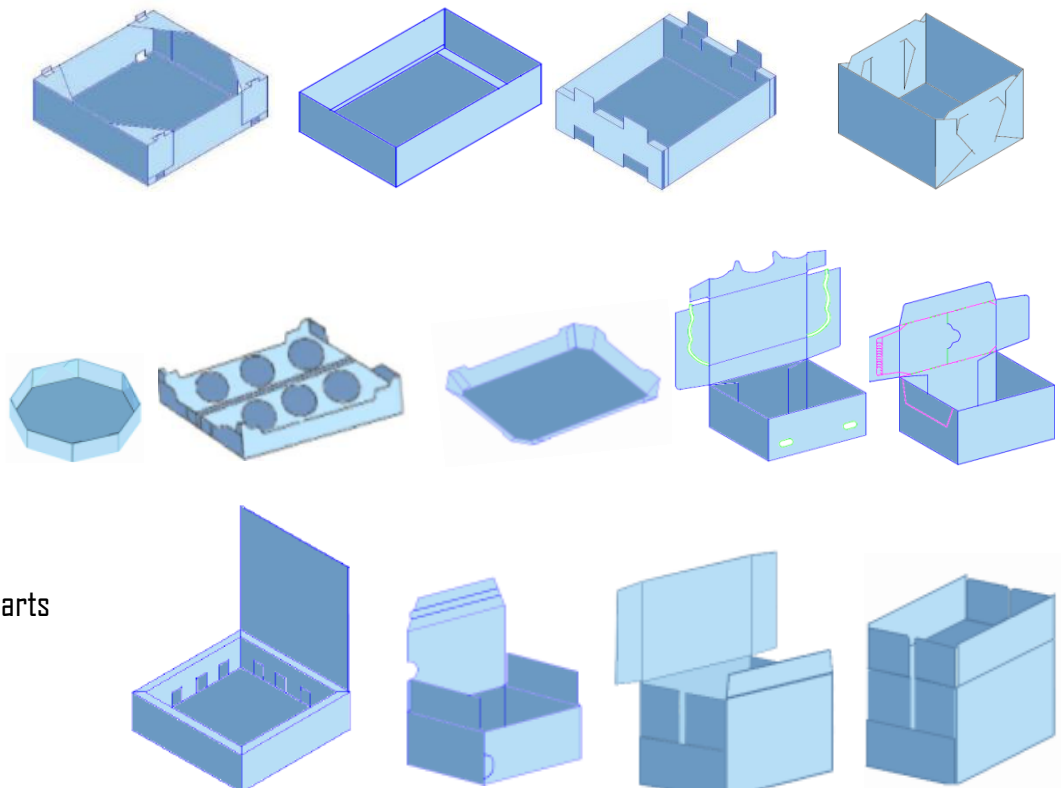
# CARTONS AND TRAYS ERECTOR

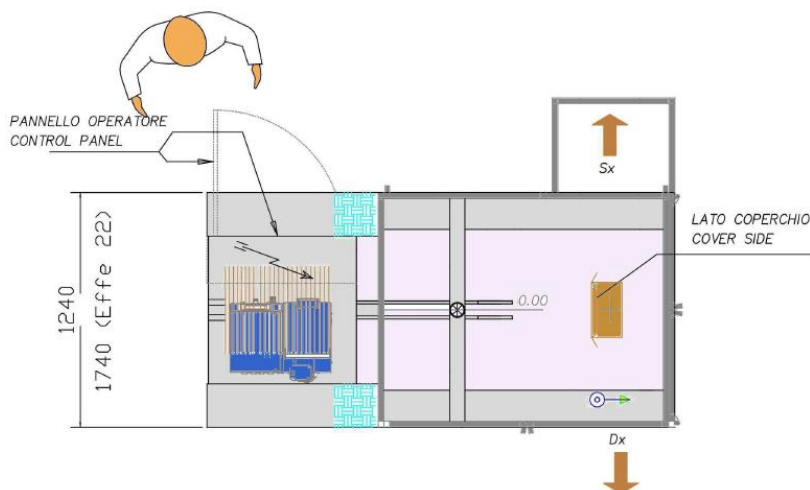
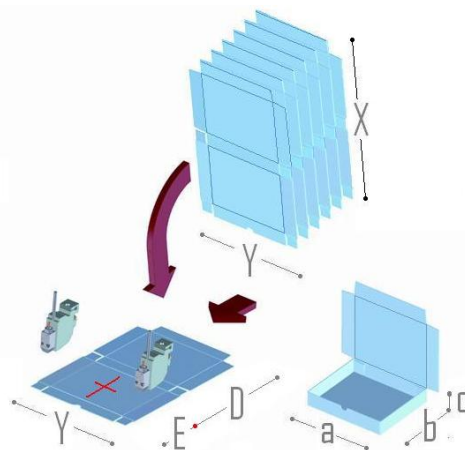
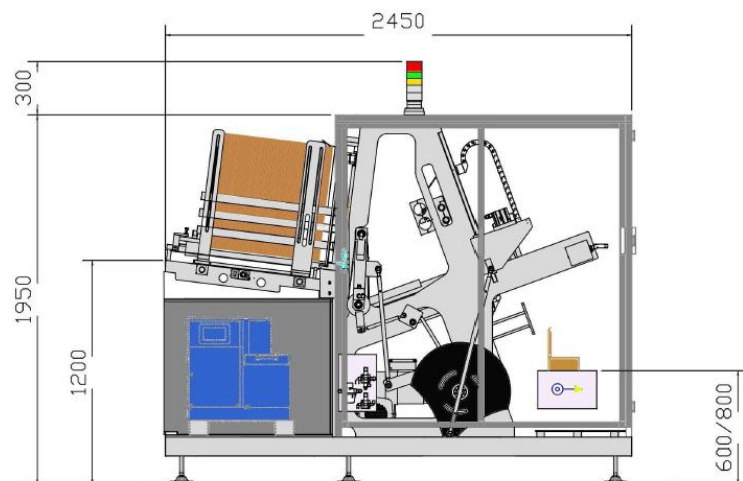
# EFFE 21-22



## Applications:

- Frozen food
- Ice Cream
- Dairy
- Chocolate
- Confectionery
- Tea and Coffee
- Textiles
- Detergent Tabs
- Fasteners
- Automotive Spare Parts





### Dimensions Effe 21 Effe 22

	MIN	MAX	MAX
a	100	400	600
b	70	250	100
c	30	120	120
x	150	550	550
y	180	650	1100
Double Head		280	450
Triple Head			350

### Standard Features:

- Single forming head in Continuous Motion
- Glue or tuck forming
- Electro-Mechanical machine for max. output up to 55/minute
- Blank magazine of 600mm capacity and blank control system
- Flexibility for cardboard grade; it can run solid, flute and corrugated
- Flexibility for flat blanks and carton/trays dimensions and style.
- Quick size change over by hand-wheels
- Mechanical parts painted or treated anti-oxidation
- Left or right carton exit

### Optional Features:

- Multi forming heads
- Electronic machine(withPLC) for max. output up to 70 box/minute for each head
- Blank magazine of 1.100 mm capacity
- Automatic size change over with adjustments controlled by the PLC
- PLC connection with other machine
- Stainless steel construction
- Carton discharge facility

### Technical Data:

All information given below is dependent upon final machine specification..

#### Electric

DC from 5,5KW to 8KW with Hot Melt 380V, 400V, 415V 3PH 50HZ standard 230V, 460V, 575V 3PH 50/60 HZ possible with power transformer Control circuits 24V

#### Air Consumption

Up to 100NL/minute at 6 BAR (depending on option selected and speed)

#### Weight

Approx. 1.500/2.100 kg

