



LPS

K
KUNDERT

EASY CAL™

LOW PRESSURE SWITCHING MONITOR

Prevents Unwanted Shutdown

High and Low Limit Monitor

Measures Positive and Negative Pressure

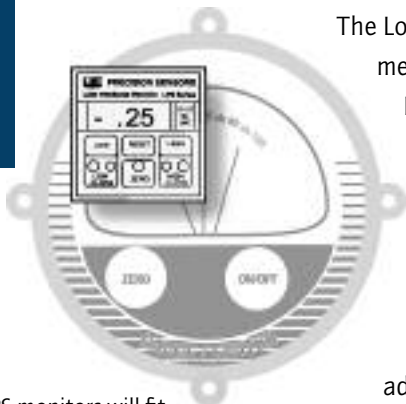
Front Panel Validation with EASY CAL™



PRECISION
SENSORS



LOW PRESSURE SWITCHING MONITOR



Four LPS monitors will fit in the same space as one older gauge/switch.

The Low Pressure Switching (LPS) Monitor measures differential pressure. High and Low limit alarms are independently set from front panel with configurable low warning and low alarm settings. LED display indicates the sensed pressure. When preset limit is exceeded, the LED signals an alarm condition by turning red. The adjustable "stand alone" time delay prevents intermittent tripping due to brief transient upsets.

FEATURES



- Small 1/16 DIN size for easy panel mounting
- Selectable time-delay eliminates nuisance alarm
- LED display of process and high and low alarms
- Isolated form A contacts
- 4-20 mA or 0-10 VDC analog output
- Removable terminal block for 18-26 AWG wire
- Convenient power requirement 12-24 VAC/VDC
- Proven solid state sensors
- Analog circuit design eliminates potential microprocessor software problems
- Compliant with UL 508 and CE EN 61326 EMI requirements
- Compound ranges available
- Available ranges from 0.2" WC to 50" WC (50 Pascal to 20KPa)

APPLICATIONS

Hepa Filter Monitor and Alarm
Exhaust Monitoring
Coating and Painting Booth
Clean Room Pressure Monitor
Ventilating Systems

Fume Hoods
Level Sensor
Control Panels
HVAC Systems
Filling Systems

SPECIFICATIONS

Indicating Pressure Ranges: 0.2" to 50" WC (50 Pa to 20KPa) F.S.
Media: Inert non-conductive gas or dry air
Accuracy: 1% of full scale at 20°C
Overpressure: ±14.5 psi (80"WC for under 1"WC ranges)
Operating Temperature: 0°C to 40°C (32°F to 104°F)
Storage Temperature: -40°C to 60°C (-40°F to 160°F)
Zero Adjustment: Zero via front panel screw adjustment to ±10% F.S.
Display: 3.5" digit, 0.30" high red LED
Analog Output: 4-20 mA current sinking or 0 to 10 VDC
Enclosure: 1/16th DIN 43700, panel mounted polycarbonate plastic case
Alarm Relay Contacts: Latching isolated form "A" high and low contacts, 1A @ 30VDC
Weight: 7.0 ounces (200 grams) max.
Power: 12-24 VAC/VDC, 1.4 watts
Wiring: Pluggable terminal block, 18-26 AWG

How To Order - LPS Product Designation Code

Low Pressure Monitor — Differential pressure indicator with adjustable switch settings.

	LPS	2W	N	42	C	-M01
Build a part number by selecting appropriate codes for each feature category. Example: LPS2WN42C-M01	Low-Pressure Analog Switch	Range	Type	Analog Output	Accessories	Option Codes
		2.0"H ₂ O	Negative	4-20 mA	Waterproof Cover	Non-Latching Alarm
MODEL	DESCRIPTION					
LPS	12-24 VDC/VAC, 100 mA, 1.4 Watts					
PRESSURE RANGES	Inches H ₂ O	Pascals				
R2W	0.2					
R5W	0.5					
1W	1					
2W	2					
5W	5					
10W	10					
20W	20					
50W	50					
R05K		50				
R1K		100				
R2K		200				
R5K		500				
1K		1000				
2K		2000				
10K		10000				
20K		20000				
DISPLAY TYPE						
P	Positive	Zero to + Range				
N	Negative	Zero to - Range				
C	Compound (4-12-20)	- Range to + Range				
ANALOG OUTPUT						
00	None					
10	0-10 Volts					
42	4-20 mA					
ACCESSORIES						
P	Panel Adapter					
C	Waterproof Cover					
M	Wall Mount for Easy Cal™ only					
OPTION CODES						
M01	Non-Latching Alarm					
M10	Easy Cal™ - Offered in 4-20mA only					

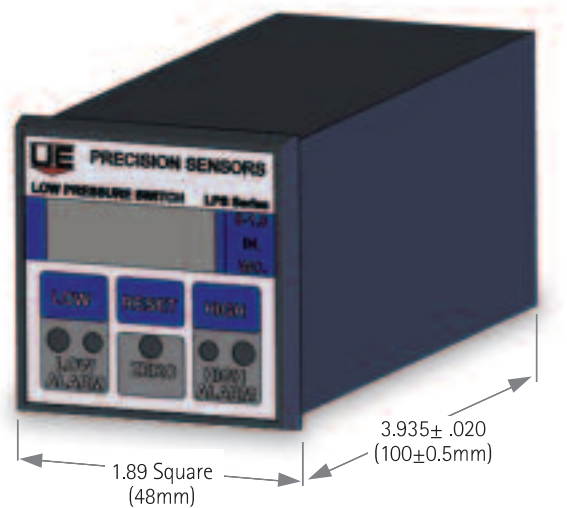
3 Year Warranty



UNITED ELECTRIC
CONTROLS

Precision Sensors Division

50 Seemans Lane
Milford, CT 06460 USA
Telephone: 203 877 2795 Fax: 203 877 8752
Email: sales@precisionsensors.com
www.precisionsensors.com



BHA4K0305

LPS SERIES WITH EASY CAL™

Save time and money with EASY CAL™ in-place calibration and certification to 21 CFR II.

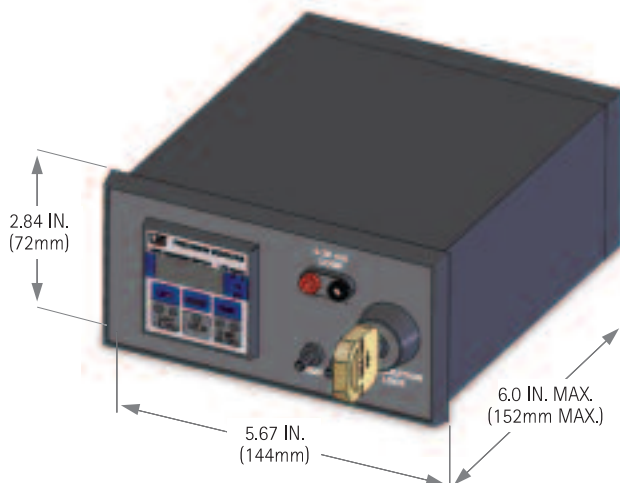
The front panel pressure input allows for calibration and certification without removal. High and Low limit alarms are independently set from front panel. LED display indicates the sensed pressure. When preset limit is exceeded, the LED signals an alarm condition by turning red. The adjustable "stand alone" time delay prevents intermittent tripping due to brief transient upsets.

SPECIFICATIONS

Span:	Front panel adjustment to $\pm 10\%$ F.S.
Enclosure:	4" x 6" panel mounted, or 3" x 5" x 6" surface panel mount

RANGE AND DISPLAY RESOLUTION

Range	Resolution	Range	Resolution
0.2" WC	0.200 x 0.001	50 Pa	50.0 x 0.1
0.5" WC	0.500 x 0.001	100 Pa	100 x 1
1.0" WC	1.00 x 0.01	200 Pa	200 x 1
2.0" WC	2.00 x 0.01	500 Pa	500 x 1
5.0" WC	5.00 x 0.01	1000 Pa	1000 x 1
10.0" WC	10.0 x 0.1	2 KPa	2.00 x 0.01
20.0" WC	20.0 x 0.1	10 KPa	10.0 x 0.1
50" WC	50.0 x 0.1	20 KPa	20.0 x 0.1



FEATURES



- EASY CAL™ for front panel calibration/certification
- Available ranges from 0.2" WC to 50" WC (50 Pascal to 20KPa)
- Measures both positive and negative pressure
- Bright LED display of process and alarm state
- 4-20 mA analog output standard
- High and low limit monitor
- Selectable time-delay eliminates nuisance alarm
- Analog circuit design eliminates potential microprocessor software problems
- Compact DIN enclosure
- Compliant with UL508 and CE EN 61326 EMI

Ihr Ansprechpartner für
Beratung, Verkauf, Service

K
KUNDERT

Kundert Ingenieure AG

Ifangstrasse 6, CH – 8952 Schlieren

Tel. +41 44 755 42 42, Fax +41 44 755 42 43

www.kundert-ing.ch automation@kundert-ing.ch